

Arizona Public Service (APS) Storage Rewards Pilot Program

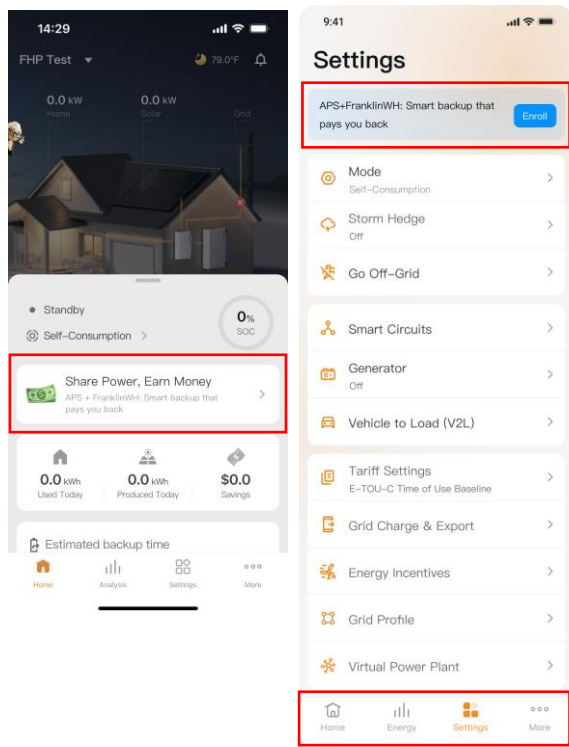
Enrollment Guidance

FranklinWH customers may now enroll in the Arizona Public Service (APS) Storage Rewards Pilot Program through the FranklinWH App.

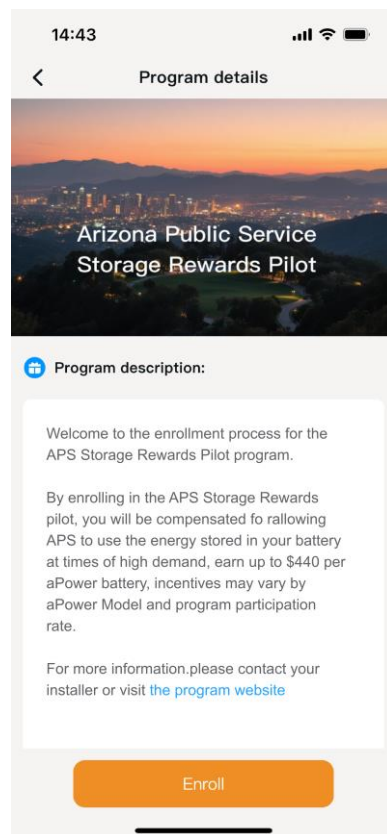
The enrollment steps are described below.

1. Once the system has been successfully commissioned, log into the FranklinWH App with the homeowner account.
2. On your home screen, tap the APS program entry to begin enrollment.

You may also tap **Settings > Virtual Power Plant (VPP)** or tap the **Enroll** prompt above to begin enrollment.



3. Tap **Enroll**.



4. Check or input your personal info on the **Submit the information** page.

Review the information and then select the button to agree to the **Terms & Conditions**.

Tap **Submit** to submit the application.

9:41

< Submit the information

Program

Enrollment information Details >

Email Address *

Email Address

Your Name and Home Address *

First Name * Last Name *

Address Line 1 *

Address Line 2 (Apt.)

City * State *

Zip Code *

Phone Number *

Utility Account Number *

☒ I agree to the Arizona Public Service Storage Rewards Pilot [Term & Conditions](#).

Submit

5. You will receive a notification once the application has been successfully submitted.

"Thank you for applying to the Arizona Public Service Storage Rewards Pilot. You will receive an email or message in-app with your application status within the next 2 weeks."

The **Enrollment information** status on the **Program details** page will be **Pending** until APS processes the application.

9:41

< Program details

Arizona Public Service Storage Rewards Pilot

Enrollment information Pending >

Event list >

9:41

< Enrollment information

Email Address

Name

Home Address

Zip Code

Phone Number

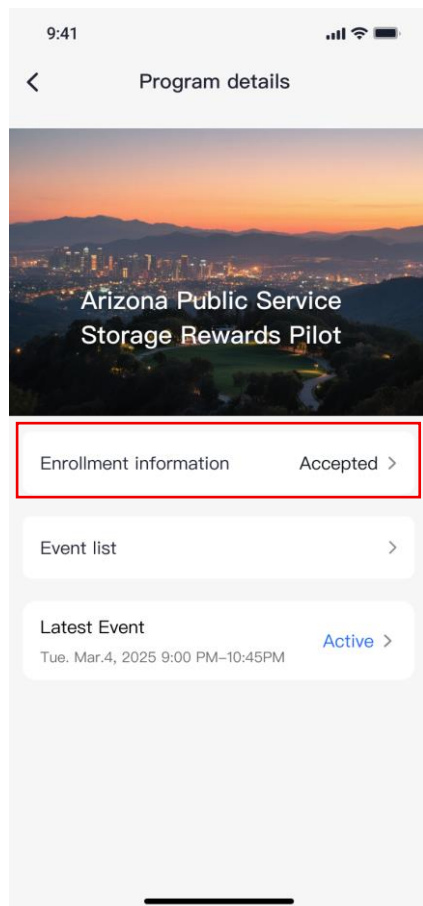
Utility Account Number

☒ I agree to the Arizona Public Service Storage Rewards Pilot [Term & Conditions](#).

Unenroll

6. A notification will be sent once the utility has reviewed the application.

The **Enrollment information** status will change to **Accepted** or **Rejected**, depending on the result.



7. Prior to each VPP event, you will receive a notification informing you of event times and the power to be supplied to the grid.

Example:

"Join the Arizona Public Service Storage Rewards Pilot Program export period from [Date][Time] to [Time], power xx kW."

Participate in event set to Active."

Tap the **Event list** bar on the **Program details** page (shown in the previous step) to enter the **Event list** page. Select the specific event to check the event details.

The default action is **opt-in** on the event. You can always choose to **opt-out**. Please review the program terms and conditions.

